



odyssey

Woodwerk

Atelier Collection
Arden Collection



We invite you to experience a new direction of wood wall panels...

Created in our private workshop, the Atelier Collection draws influence from the decorative arts, strong graphic lines and the rich play of shapes with light and dark.

DOLCE

2" x 2" squares create a subtle basket weave effect with alternating grains. White oak has a clear finish while the Torrefaction process on Poplar provides a richer hue to the wood, giving an attractive colour range from honey blond to dark brown.



Poplar




White Oak





MADRID

Keeping the clean lines of Dolce while adding a larger scale square. Both the Poplar and White Oak expose their natural beauty. Each piece shows exciting grains of wood enhanced by their selected finishing.



Poplar



White Oak







LEGACY

Regal horizontal lengths featuring a concave surface that curves inward like the interior of a circle or sphere.



Poplar



White Oak





PARAGON

Literally translated as the worlds most perfect and flawless diamond. Paragon may not sparkle in the light but the textural movement and grain variations will embrace the beauty of each finish.



Poplar



White Oak





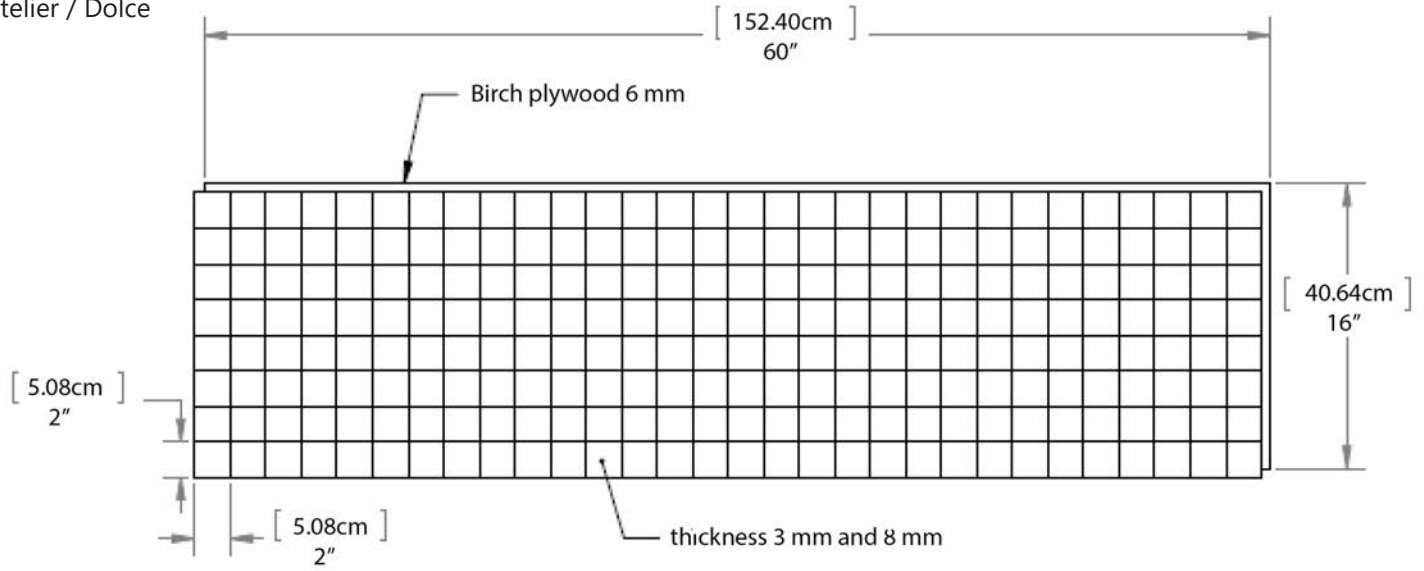
MARQUIS

This one of a kind finish elevates the Paragon design to new sophistication. A reactive stain process applied to white oak highlights the natural structures in the wood, enhancing the wood's colour by nature. The result is a finish of unparalleled depth and complexity.



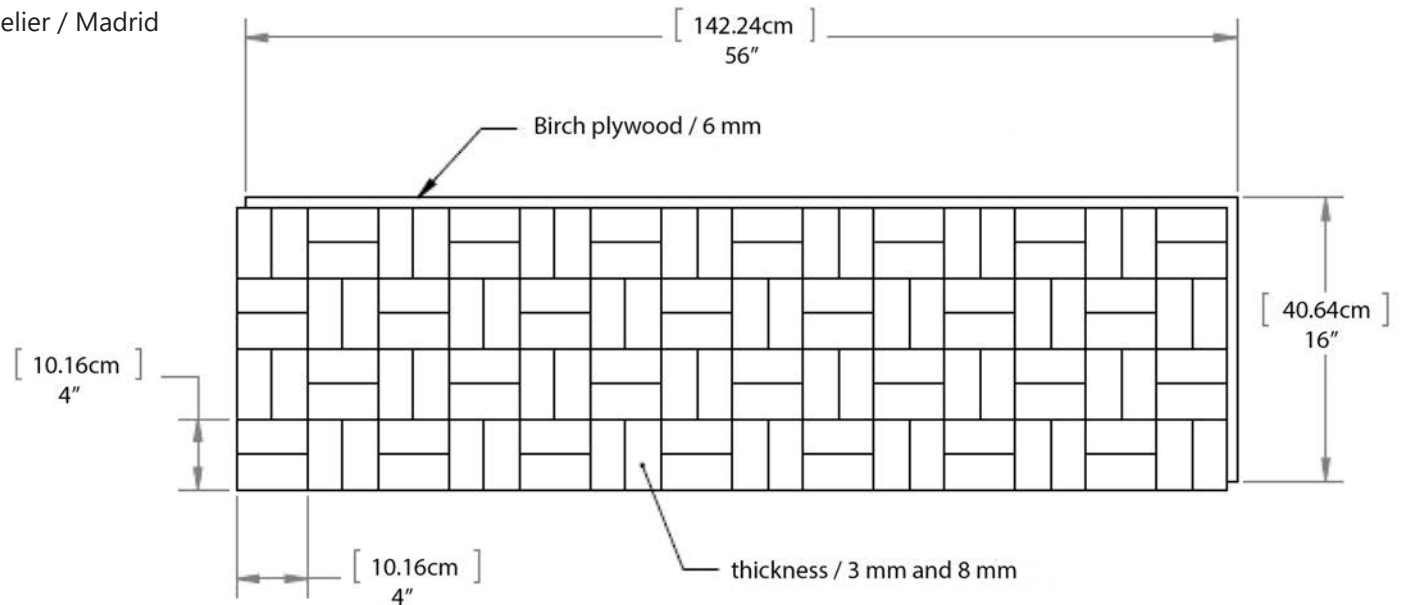
Technical Data

Atelier / Dolce



4 panels in each box
26.7 sq.ft / box

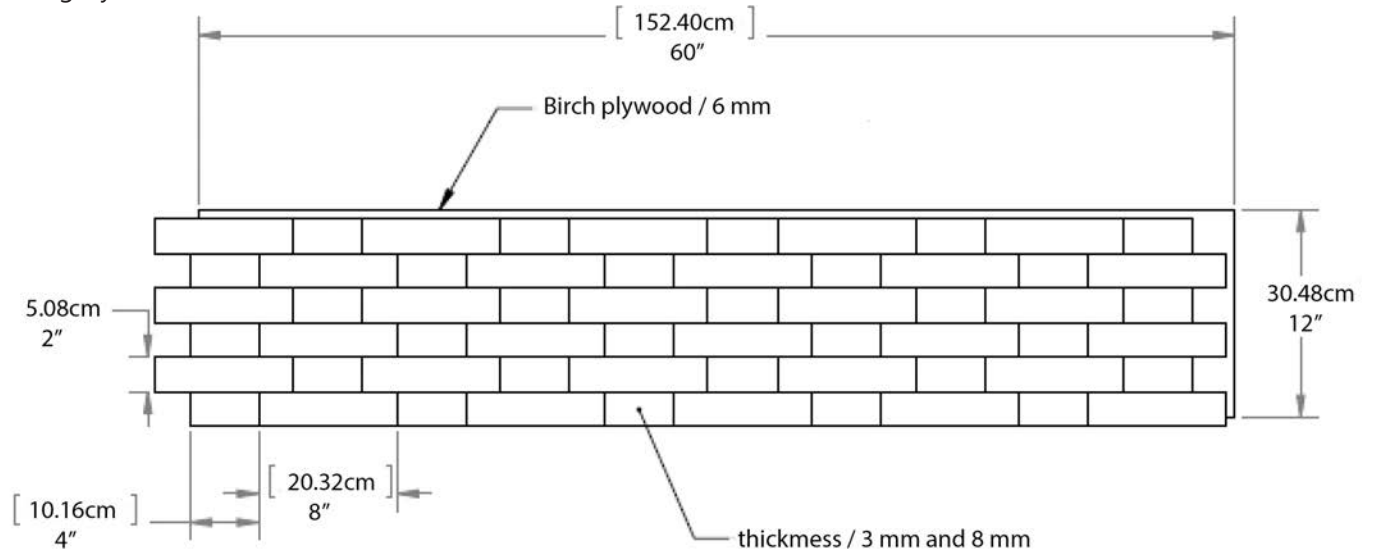
Atelier / Madrid



4 panels in each box
24.9 sq.ft / box

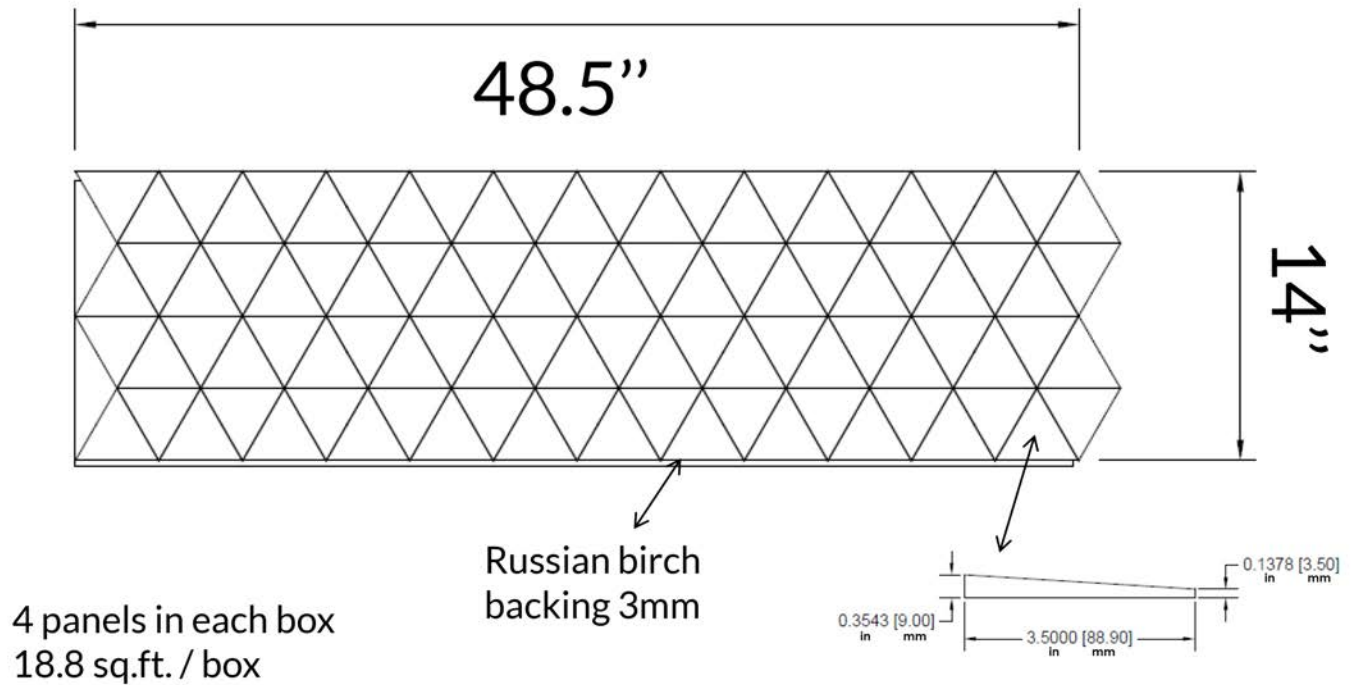
Technical Data

Atelier / Legacy



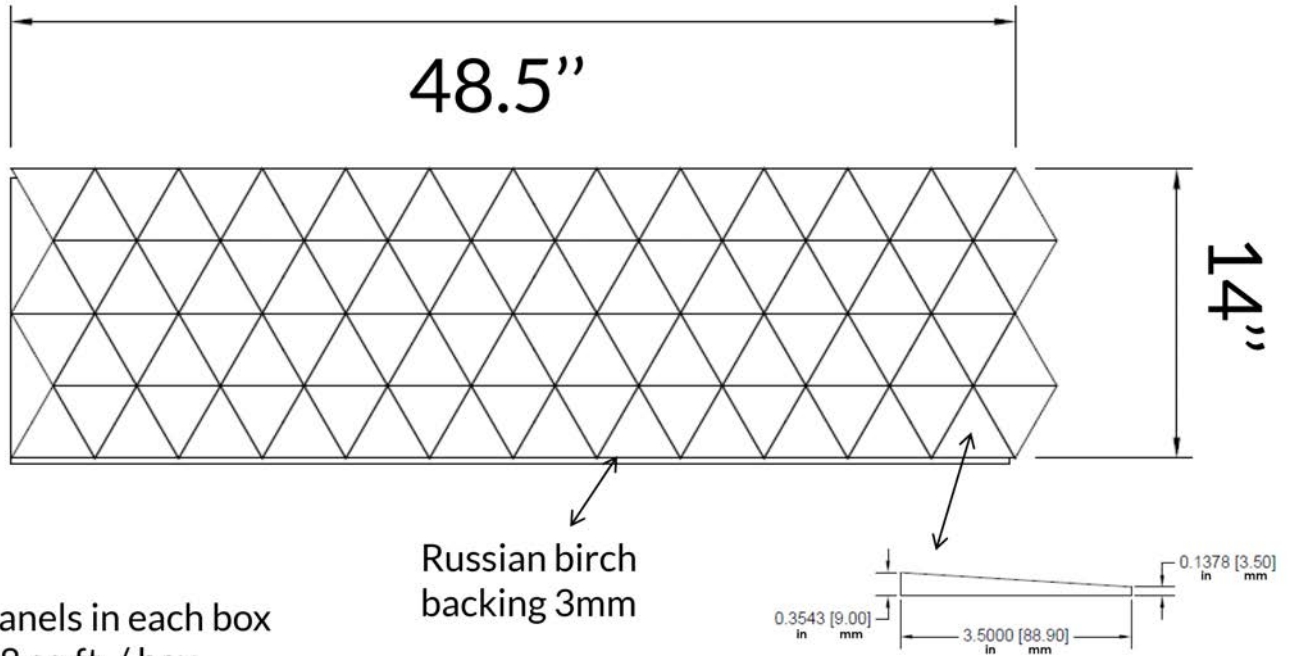
4 panels in each box
20 sq.ft / box

Atelier / Paragon




Technical Data

Atelier / Marquis



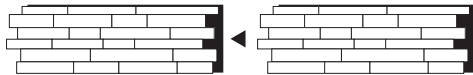
4 panels in each box
18.8 sq.ft. / box

Image Pattern: Marquis



Specifications

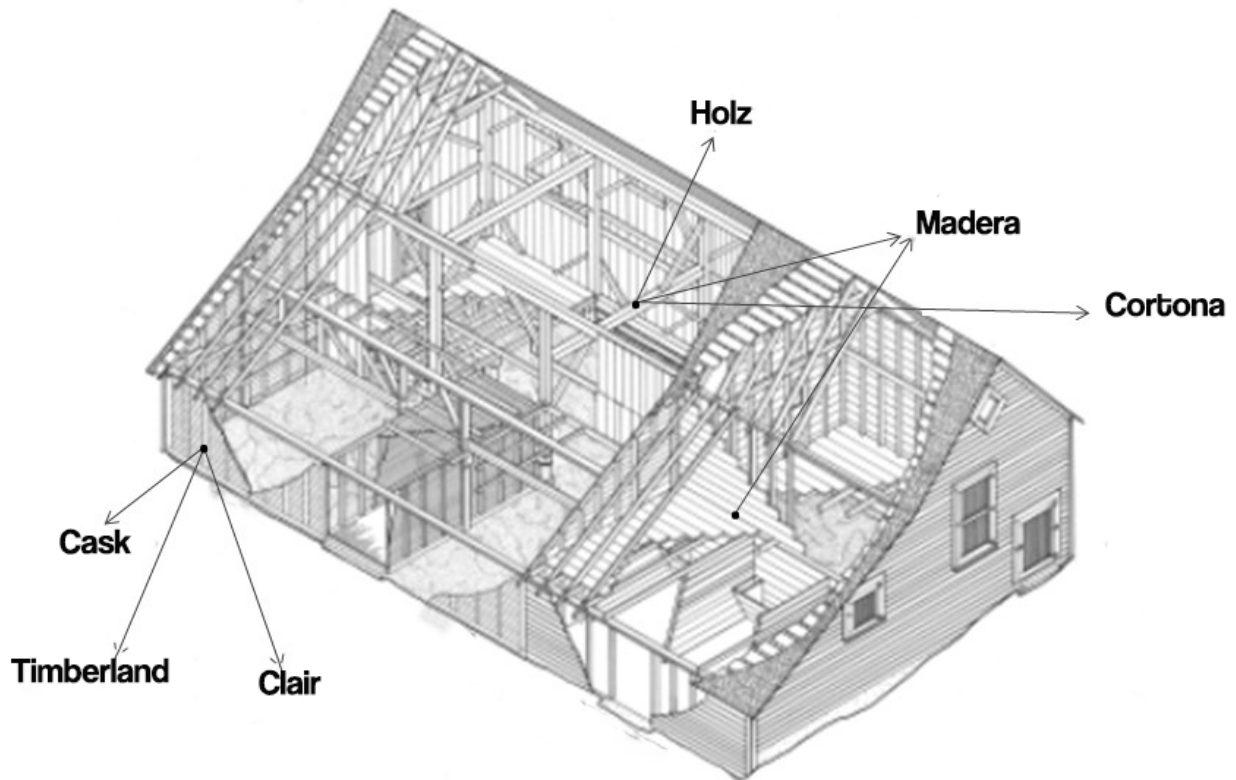
ATELIER

PATTERNS	Dolce	Madrid	Legacy	Paragon	Marquis
WOOD SPECIES	White oak and torrefied poplar	White oak and torrefied poplar	White oak and torrefied poplar	White oak and torrefied poplar	White oak
WIDTH	16" 40.64 cm	16" 40.64 cm	12" 30.48 cm	14" 35.56 cm	14" 35.56 cm
LENGTH	60" 152.4 cm	56" 142.24 cm	60" 152.4 cm	48.5" 123.19 cm	48.5" 123.19 cm
THICKNESS VARIATIONS INCLUDING BACKING	0.35" and 0.55" 9 mm and 14 mm	0.35" and 0.55" 9 mm and 14 mm	0.35" and 0.55" 9 mm and 14 mm	0.26" and 0.47" 6.5 mm and 12 mm	0.26" and 0.47" 6.5 mm and 12 mm
BACKING	0.24" 6 mm Russian birch	0.24" 6 mm Russian birch	0.24" 6 mm Russian birch	0.12" 3 mm Russian birch	0.12" 3 mm Russian birch
FINISH	100% natural oil	100% natural oil	100% natural oil	100% natural oil	100% natural oil
PANELS PER BOX	4 panels	4 panels	4 panels	4 panels	4 panels
COVERED AREA PER BOX	26.7 sq. ft. 2.5 m ²	24.9 sq. ft. 2.3 m ²	20 sq. ft. 1.86 m ²	18.8 sq. ft. 1.75 m ²	18.8 sq. ft. 1.75 m ²
BOX WEIGHT	29 lb. 13.15 kg	29 lb. 13.15 kg	19.6 lb. 15.4 kg	28 lb. 12.7 kg	28 lb. 12.7 kg
MOLDING					
	Not available	Not available	Not available	Not available	Not available
INSTALLATION AND PERFORMANCE	<p>Glue and nail installation. Please refer to our installation instructions, install video and warranty for proper steps to a successful install and to ensure the lifelong performance of your Woodwex wall covering.</p> <div>  <p>Easy to install</p> </div>				
STORAGE	<p>LEAVE THE BOX FLAT ON THE FLOOR IN ITS ORIGINAL WRAPPING UNTIL INSTALLATION. The ambient humidity in the room should range from 35% to 55% before, during, and after installation.</p>				
MANUFACTURER	100% Canadian made				
CUSTOM OPTIONS	<p>Available (minimum quantity required) Flame retardant treatment available (minimum quantity required) Inquire For Details</p>				

ARDEN COLLECTION

Affirmed. Distinctive.
Textures of the past and current design.

If these buildings could talk, the stories they could tell! Designed from 100-year-old Canadian barns, the products in our Arden Collection stand out with a unique signature. Each product reveals, with creativity, the character and hidden beauty of these boards and beams that years have shaped.



From the barn to our shop for a meticulous preparation to give it another life. These buildings hold timeless history and beauty so it was so important in our creation of these designs to allow the Arden Collection to fully showcase all elements of the structure. In doing so not only did we optimize the use of the century old wood without waste but we could celebrate the beautiful effect that only time could give these wood panels.

HOLZ

Giving ode to the architectural breezeway that allows the passage of a breeze between structures to adapt to strong winds, allow aeration or provide design aesthetic. This part of the barn cannot exist without the beams that support it.

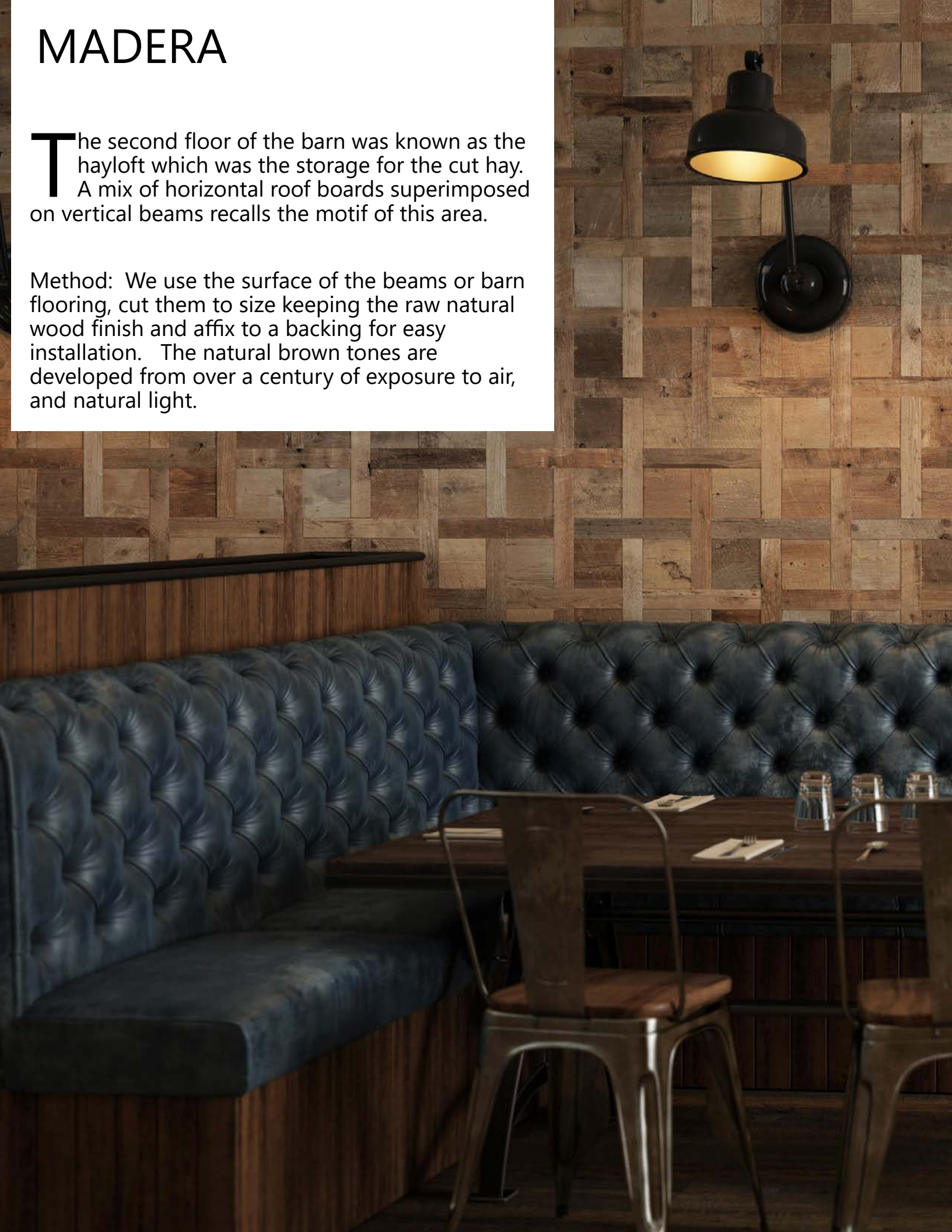
Method: We use the interior of the beam, cut them into squares which are stained dark Ebony. We then affix the individual squares to a backing for easy installation. The exterior of these beams are then used for our Madera pattern.




MADERA

The second floor of the barn was known as the hayloft which was the storage for the cut hay. A mix of horizontal roof boards superimposed on vertical beams recalls the motif of this area.

Method: We use the surface of the beams or barn flooring, cut them to size keeping the raw natural wood finish and affix to a backing for easy installation. The natural brown tones are developed from over a century of exposure to air, and natural light.





Rustic
Bold
Distinctive
Structured



CORTONA

Vast rustic landscapes that meet with the line of the horizon, our Cortona pattern is simple in its design. Cortona gives way to the vertical or horizontal lines that surround the farm as planks of the barn or a landscape element.

Method: We use the interior of the beams and cut them into individual wood planks. We brush the planks and apply a soft grey stain to enhance the grain.



CASK

Strong structured lines were created with wood or iron for support. These were integral to the architecture of old barns and could be found on doors or walls. This design plays off the angular pattern of the chevron.

Method: We use the exterior planks of the barn, cut them to size keeping the raw wood finish for its natural look and affix to a backing for easy installation. Each barn is exposed to the elements in their own way giving us its natural and original mix of colours.







CLAIR

A nod to the old boards often used horizontally to create an enclosure for livestock on the farm.

Method: We use the inside of the barn planks, brush the wood and apply a soft grey stain to enhance the texture. The planks are cut to size and affixed to a backing for easy installation.



TIMBERLAND

Timberland leaves us remembering the rustic timber landscape that surrounds the farm.

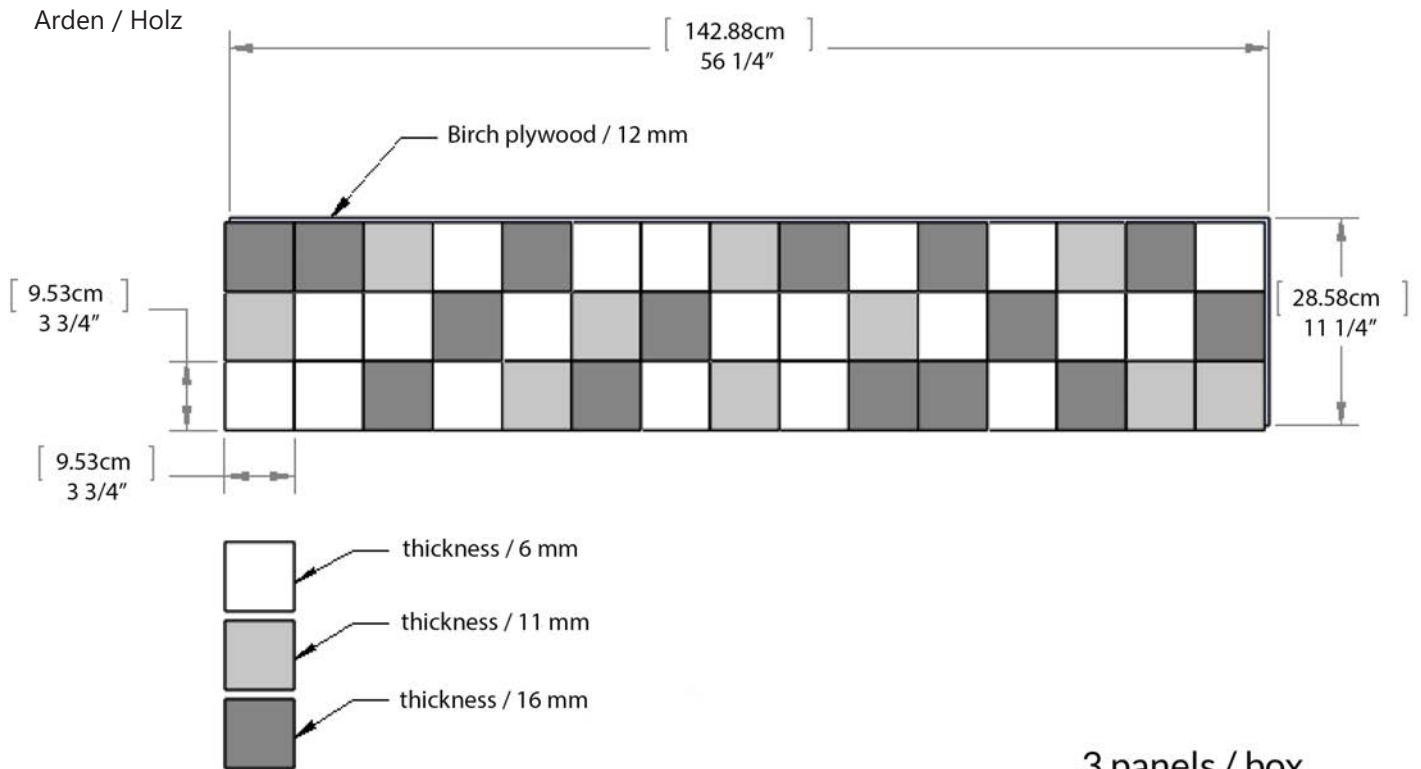
Method: We use the exterior of the barn planks, cut them to size and affix them to a backing for easy installation. The wood is left in a raw state with no finish to showcase the natural beauty. Each barn is exposed to the elements in their own way giving us its natural original mix of colours.



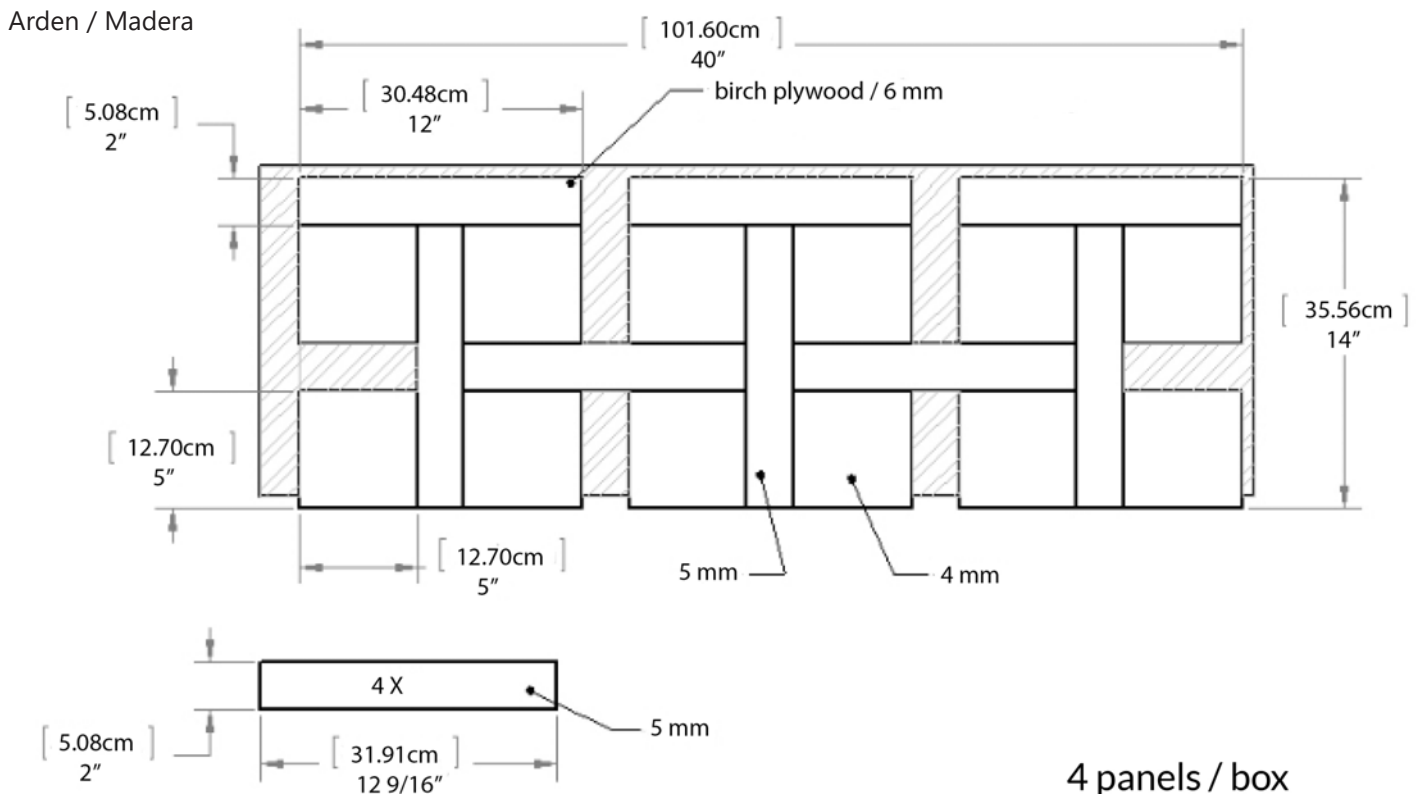
ARDEN COLLECTION



Technical Data



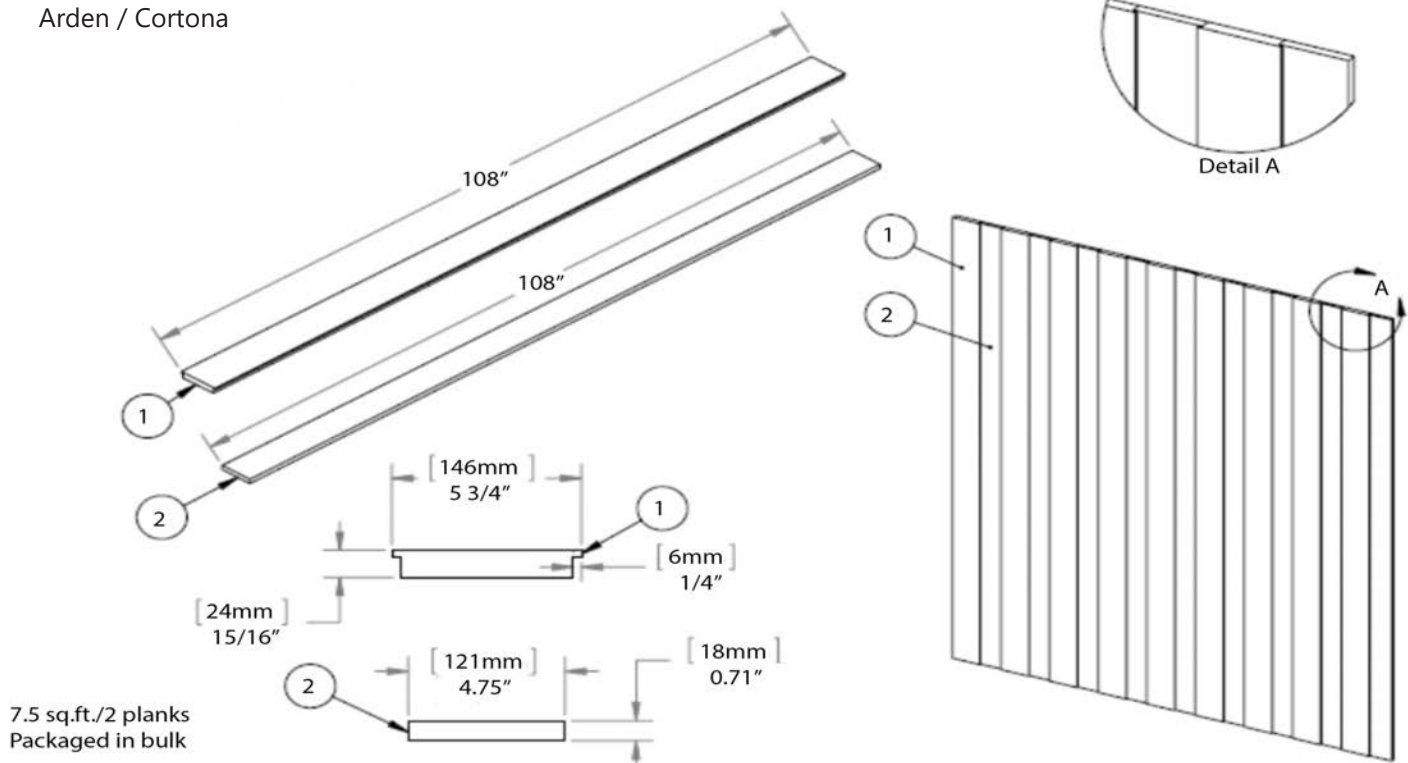
3 panels / box
13.2 sq.ft. / box



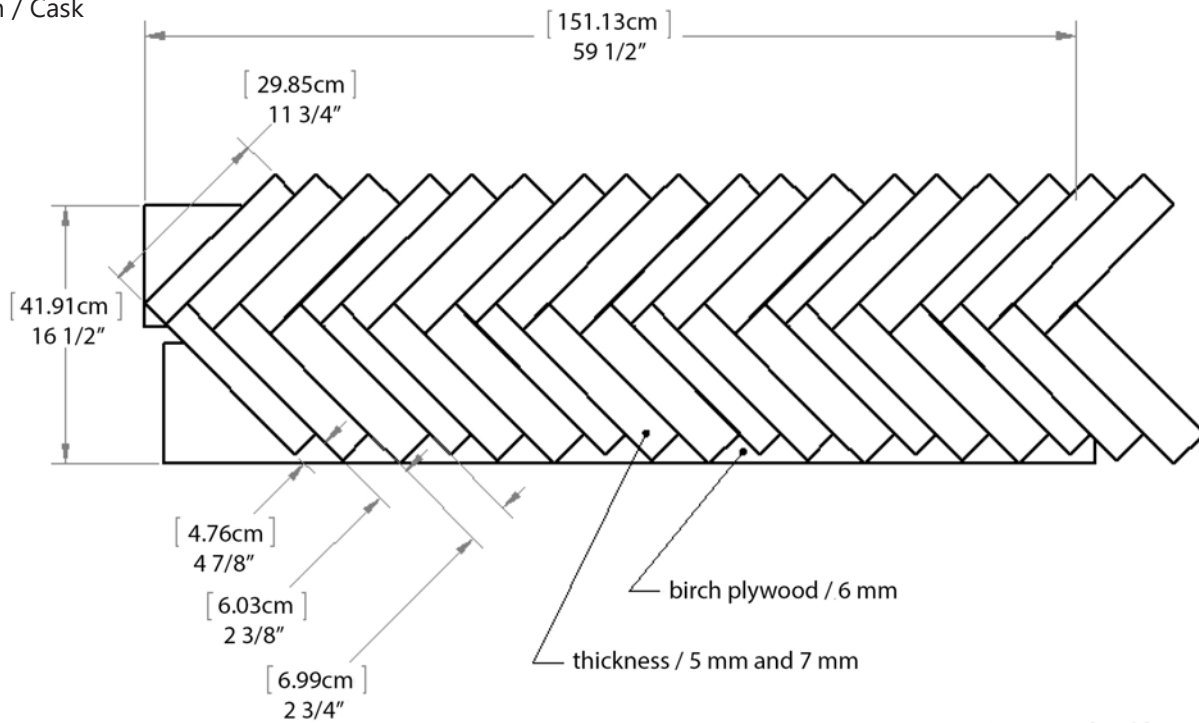
4 panels / box
15.6 sq.ft / box

Technical Data

Arden / Cortona



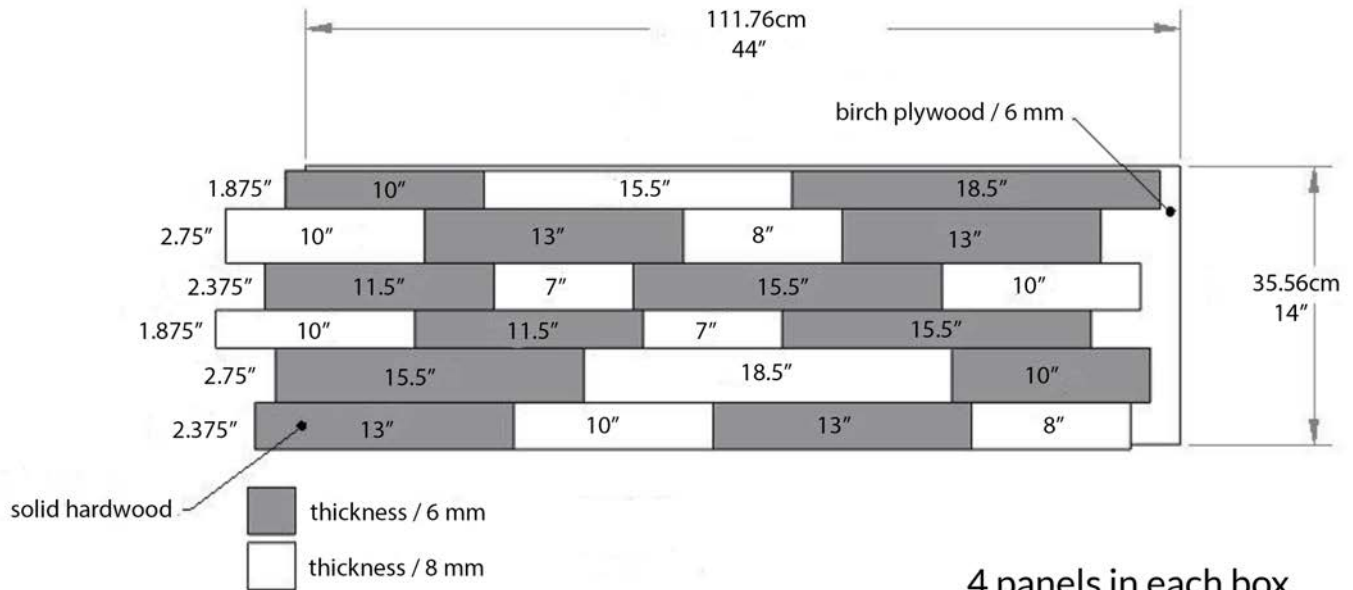
Arden / Cask



4 panels / box
27.2 sq.ft. / box

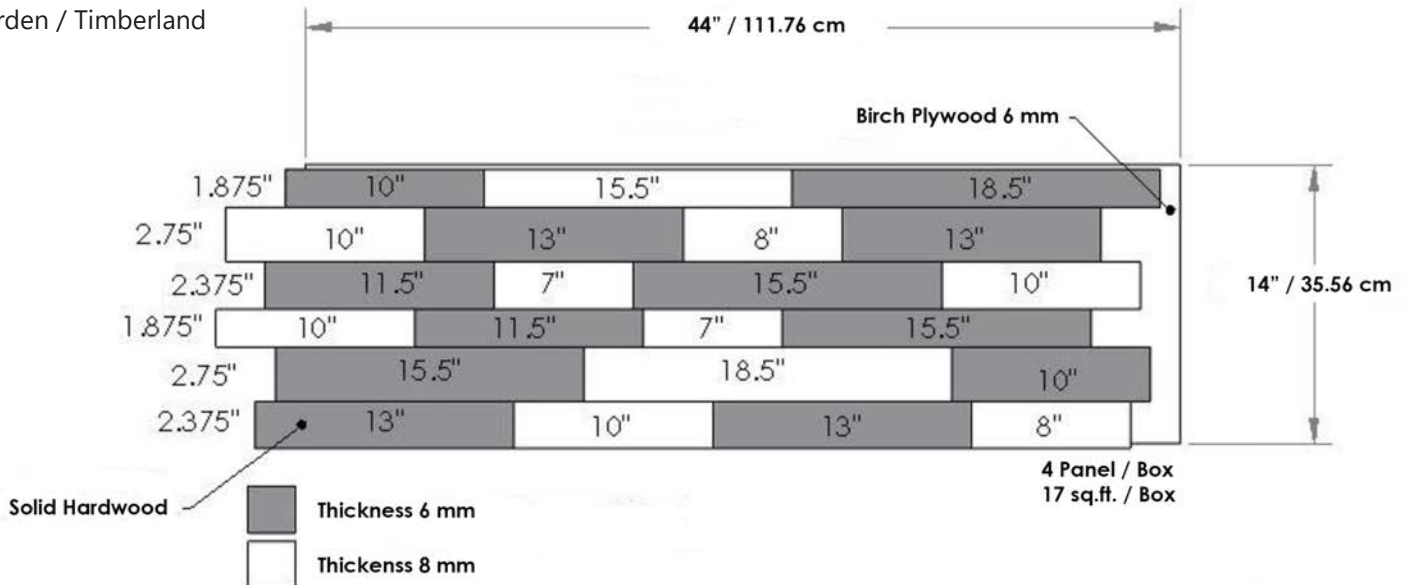
Technical Data

Arden / Clair



4 panels in each box
17 sq.ft / box

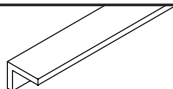
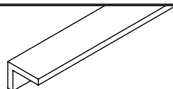
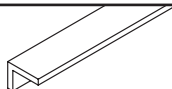
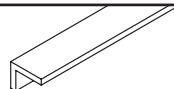
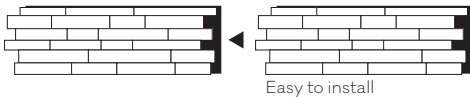
Arden / Timberland



4 Panel / Box
17 sq.ft. / Box

Specifications

ARDEN

COLOURS	Cask	Madera	Holz	Clair	Cortona	Timberland
WOOD SPECIES	Mix of pine, cedar and spruce (reclaimed)	Mix of pine, cedar and spruce (reclaimed)	Mix of pine, cedar and spruce (reclaimed)	Mix of pine, cedar and spruce (reclaimed)	Mix of pine, cedar and spruce (reclaimed)	Mix of pine, cedar and spruce (reclaimed)
WIDTH	16.5" 41.91 cm	14" 35.56 cm	11.25" 28.6 cm	14" 35.56 cm	5.75" / 4.75" 14.6 cm/ 10.2 cm	14" 35.56 cm
LENGTH	59.5" 151.13 cm	40" 101.6 cm	56.25" 142.8 cm	44" 111.76 cm	108" 274.3 cm	44" 111.76 cm
THICKNESS VARIATIONS INCLUDING BACKING	0.43" and 0.51" 11 mm and 13 mm	0.39" and 0.43" 10 mm and 11 mm	0.71", 0.91" and 1.10" 18 mm, 23 mm and 28 mm	0.33" and 0.39" 8.5 mm and 10 mm	Top 0.94" Bottom 0.71" Top 24 mm Bottom 18 mm	0.47" and 0.55" 12 mm and 14 mm
BACKING	0.24" 6 mm Russian birch	0.24" 6 mm Russian birch	0.47" 12 mm Russian birch	0.24" 6 mm Russian birch	No backing / individual planks	0.24" 6 mm Russian birch
FINISH	Authentic barn wood: no finish, naturally aged	Authentic barn wood: no finish, naturally aged	100% natural oil	100% natural oil	100% natural oil	Authentic barn wood: no finish, naturally aged
PANELS PER BOX	4 panels	4 panels	3 panels	4 panels	Bulk	4 panels
COVERED AREA PER BOX	27.2 sq. ft. 2.5 m²	15.6 sq. ft. 1.45 m²	13.2 sq. ft. 1.23 m²	17 sq. ft. 1.58 m²	7.5 sq. ft./ 2 planks 0.7 m²/ 2 planks	17 sq. ft. 1.58 m²
BOX WEIGHT	38 lb. 17.2 kg	24 lb. 11 kg	32 lb. 14.5 kg	24 lb. 11 kg	1.3 lb./sq. ft. 0.59 kg/ m²	24 lb. 11 kg
MOLDING	 Width: 0.75" - 1.91 cm Length: 90" - 2.286 cm Thickness: 0.75" - 19 mm Maple stained charcoal	 Width: 0.75" - 1.91 cm Length: 90" - 2.286 cm Thickness: 0.75" - 19 mm Maple stained charcoal	Not available	 Width: 0.75" - 1.91 cm Length: 90" - 2.286 cm Thickness: 0.75" - 19 mm Maple stained charcoal	Not available	 Width: 0.75" - 1.91 cm Length: 90" - 2.286 cm Thickness: 0.75" - 19 mm Maple stained charcoal
INSTALLATION AND PERFORMANCE	Glue and nail installation. Please refer to our installation instructions, install video and warranty for proper steps to a successful install and to ensure the lifelong performance of your Woodwerx wall covering.			 Easy to install		
STORAGE	LEAVE THE BOX FLAT ON THE FLOOR IN ITS ORIGINAL WRAPPING UNTIL INSTALLATION. The ambient humidity in the room should range from 35% to 55% before, during, and after installation.					
MANUFACTURER	100% Canadian made					
CUSTOM OPTIONS	Available (minimum quantity required) Flame retardant treatment available (minimum quantity required) Inquire For Details					



Are Woodwerx wall panels eco-friendly ?

- ° An average of 25% of our wood comes from post-industrial waste. The remaining is responsibly sourced in North America.
- ° The Arden collection is 100% recycled barn wood sourced locally.
- ° Our ultraviolet cured varnish is low VOC (0,00 to 0,04 Kg/L) with no formaldehyde which is in compliance with the strictest environmental standards enforced by the Government of Canada.
- ° Our 100% natural Danish oil is VOC free
- ° We recommend the use of eco-friendly adhesive for the installation such as those proposed by Titebond : Heavy Duty construction adhesive or Interior/exterior Construction adhesive

Zero waste

- ° Leftover wood from our production is sent to a local company that transforms the wood chips into highly efficient clean-burning wood pellets.
- ° We reuse and/or recycle all of our finishes



Warranty

1. The manufacturer guarantees the wall panels against manufacturing defects. If, upon opening a box, a panel is defective or fails to meet manufacturing quality standards, the consumer may return the panel for replacement.
2. **5 – Year Limited Structural Warranty**
The manufacturer guarantees that the wall panel, in their original condition, shall be free from manufacturing defects for the period of 5 years from the date of purchase.
3. **3 – Year Surface Finish Limited Warranty**
The manufacturer guarantees the finish on the wall panels under normal conditions won't wear through for the period of 3 years from the date of purchase.
4. This product is flammable and its use near an important heating source (such as gas fireplace, solid burning appliances, slow burning stove etc.) is not recommended. Please check the latest construction regulations or the nearest fire department in your locality and/or refer to the fireplace installation and safety manual.
5. For installation over concrete walls, wood separators (strapping) are recommended. Direct installation over concrete is not covered by the warranty.
6. Given the nature of wood, it is possible that Woodwerx wall panels may exhibit colour variations from one panel to the next or from one production lot to the next. We recommend that you lay out the panels on the wall based on your personal colour preferences. Such variations may not be claimed under warranty.
7. The manufacturer guarantees the conformity of its products when they are installed according to the installation instructions and are maintained in an environment where ambient humidity ranges from 35% to 55%. Failure to comply with installation instructions shall void the application of the warranty.
8. By accepting and installing Woodwerx wall coverings, you will be deemed to have accepted the the warranty terms and conditions set forth.

We recommend you view the installation video: www.odysseywallcoverings.com

Odyssey cannot be held responsible for products that are installed incorrectly



odyssey

OdysseyWallcoverings
THE OBVIOUS CHOICE

1-800-663-6069 / www.odysseywallcoverings.com